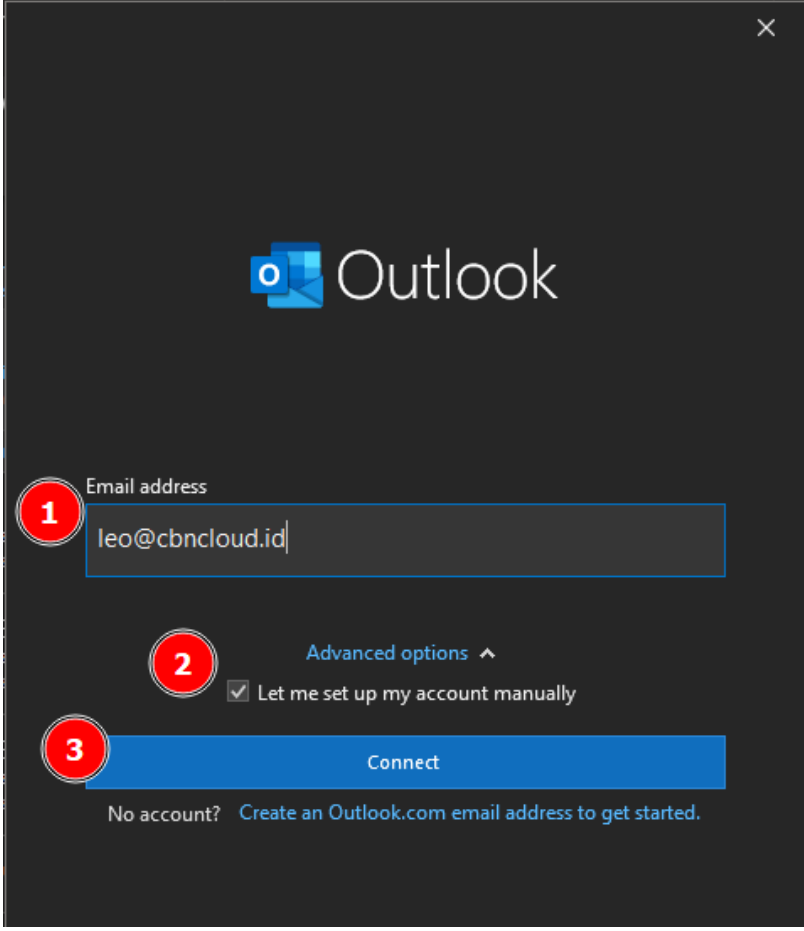
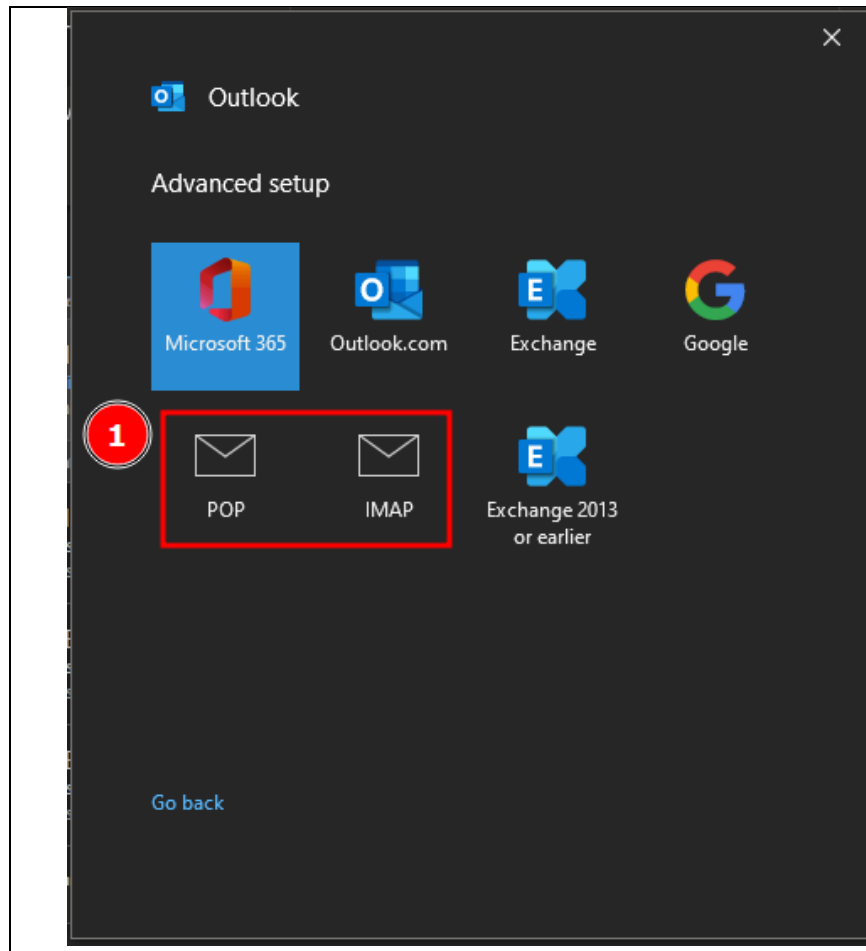


Cara Setting Email Client Outlook

-Outlook-

| | |
|---|--|
|  | <p>Keterangan :</p> <ol style="list-style-type: none">1. Email Address Masukkan akun Email Enterprise anda kedalam kolom "Email Address".2. Advanced Options Klik pada bagian "Advanced Option" dan centang "Let me set up my account manually"3. Connect Kemudian klik tombol "Connect" untuk lanjut ke tahap selanjutnya. |
|---|--|



Keterangan :

1. Email Protocol

Disesuaikan sesuai kebutuhan.

IMAP Account Settings [\(Not you?\)](#)

1 Incoming mail

Server Port

Encryption method

Require logon using Secure Password Authentication (SPA)

2 Outgoing mail

Server Port

Encryption method

Require logon using Secure Password Authentication (SPA)

[Go back](#) **3**

Keterangan :

1. **Incoming Mail**

Server: c6.icoremail.net

Port: 993 (IMAP) / 995 (POP)

Encrypted Method: SSL/TLS

Ceklis "Require logom using Secure Password Authentication (SPA)"

2. **Outgoing mail**

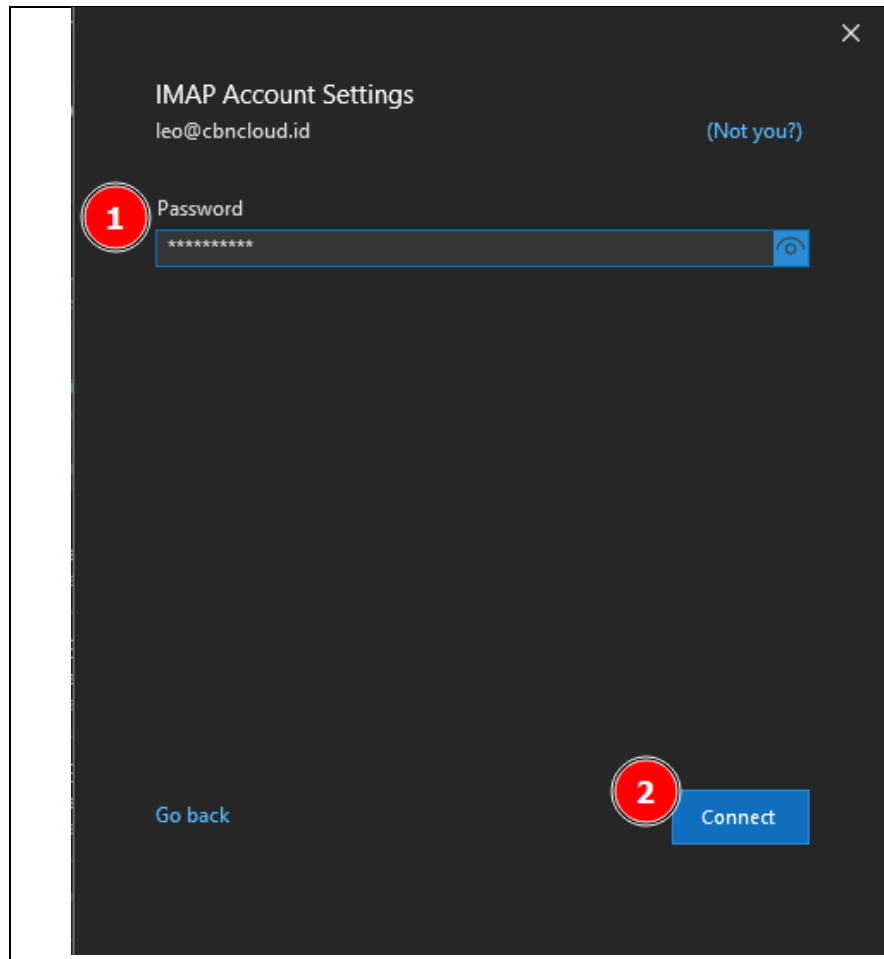
Server: c6.icoremail.net

Port: 465

Encryoted Method: SSL/TLS

3. Next

Kemudian klik "Next" untuk lanjut ke tahap selanjutnya.



Keterangan :

1. Password
Masukkan kata sandi akun Email Enterprise
2. Connect
Klik tombol "Connect" untuk login ke Outlook

Note: Untuk **Port SMTP 587** tidak dibuka dengan pertimbangan keamanan