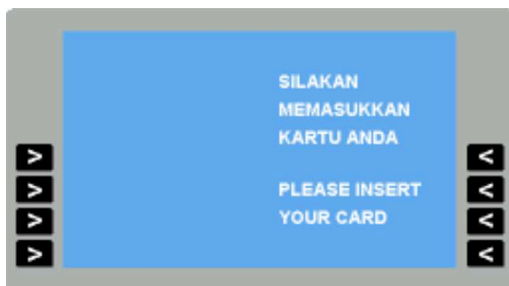
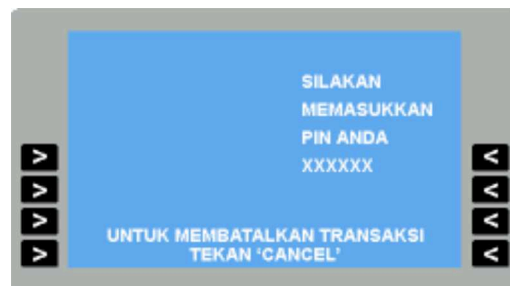


Instruksi Melakukan Pembayaran Melalui ATM BCA (Instruction for Payment Via ATM BCA)

1. Silahkan memasukan Kartu ATM BCA Anda
(Please insert your ATM BCA card)



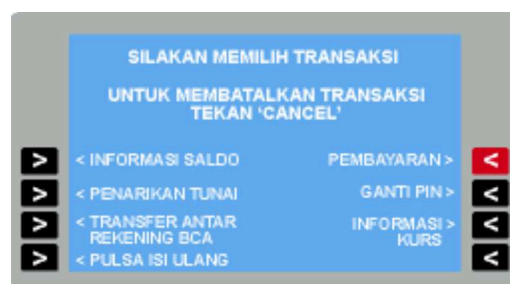
2. Masukan nomor PIN Anda
(Enter your PIN number)



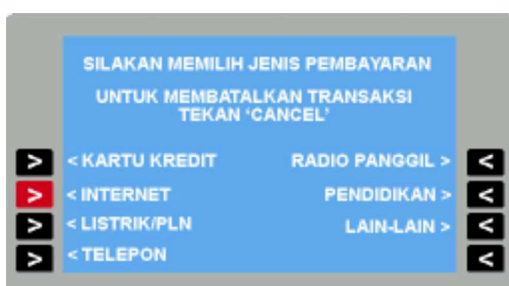
3. Pilih **TRANSAKSI LAINNYA**
(Choose **TRANSAKSI LAINNYA**)



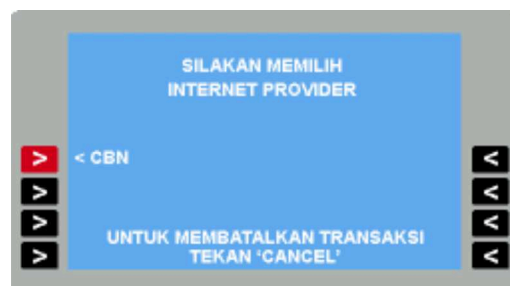
4. Pilih **PEMBAYARAN**
(Choose **PEMBAYARAN**)



5. Pilih **INTERNET**
(Choose **INTERNET**)

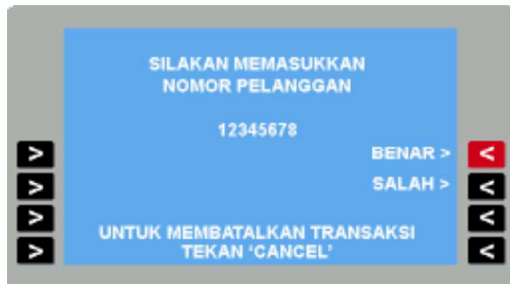


6. Pilih **CBN**
(Choose **CBN**)



Payment Info

7. Masukkan **Customer ID** Anda dan pilih **BENAR**
(Enter Your **Customer ID** and choose **BENAR**)



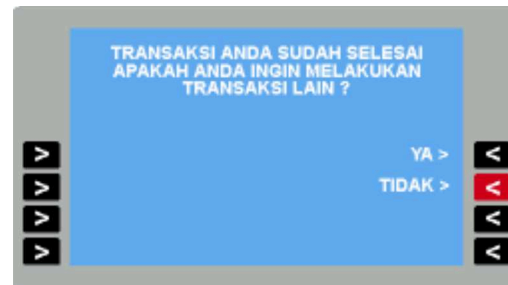
8. Masukkan jumlah uang yang akan Anda bayar dan pilih **BENAR**
(Enter the amount of money you want to pay and choose **BENAR**)



9. Periksa pembayaran Anda dengan teliti, pilih **BENAR** sebagai konfirmasi
(Please check your payment carefully, choose **BENAR** for confirmation)



10. Pilih **TIDAK** jika Anda tidak ingin melakukan transaksi lain
(Choose **TIDAK** if you don't want to make anymore transaction)



11. Transaksi selesai. Simpanlah tanda terima sebagai bukti Anda telah membayar CBN melalui ATM BCA
(End of transaction. Keep the receipt as your payment note via ATM BCA)



Cyber 2 Tower, 33rd Floor
Jl. HR. Rasuna Said Blok X5 No. 13
Jakarta Selatan 12950
www.cbn.net.id
T : (62-21) 2996 4900
f t i y CBNinternet

F : (62-21) 574 2481
E : support@cbn.net.id